



# Winton Motor Raceway

## Round 2 : March 12 - 14



### AUSTRALIAN SUPERBIKE CHAMPIONSHIP

#### Qualifying 1

Date: 13/03/21  
Event: Q10  
Weather: Cloudy / windy / Rain spots - Temp: 30.7C  
Track: Dry - Temp: 32.6C

Started at: 16:02:05  
Laps: 15 Min  
Starters: 14  
Printed at: 16:23

### PROVISIONAL CLASSIFICATION

Pos	No	Name	Machine	Fastest Lap	On Lap	Behind Leader	Behind Prev	Top Speed
1	32	Oliver BAYLISS (QLD) / DesmoSport Ducati	Ducati V4R	1:21.647	8 of 8			244
2	2	Mark CHIODO (VIC)	Yamaha YZF-R1	1:21.665	5 of 5	.018	.018	241
3	67	Bryan STARING (WA) / Kawasaki BCperformance / Kawasaki Motors Aust.	Kawasaki ZX10R	1:21.840	4 of 4	.193	.175	236
4	21	Josh WATERS (VIC) / Kawasaki BCperformance / Kawasaki Motors Aust.	Kawasaki ZX10R	1:22.002	6 of 9	.355	.162	236
5	12	Matthew WALTERS (NSW) / Kawasaki Australia / Kawasaki Connection / Rover Coaches / Du Speed	Kawasaki ZX10R	1:22.309	5 of 7	.662	.307	238
6	16	Luke JHONSTON (VIC) / MotoGo Yamaha / Taichi Leather / The Bike Vault Castlemaine / Pirelli	Yamaha YZF-R1	1:22.566	7 of 9	.919	.257	243
7	64	Aaron MORRIS (NSW) / Harvest Pools / Watson Demolition / Longwall Haul / Michelin / YRD / Bitubo Susp.	Yamaha YZF-R1	1:23.101	4 of 10	1.454	.535	238
8	333	Yannis SHAW (NSW) / Specialist Suzuki / Specialist Height Access / Airoh Helmets / Ricondi	Suzuki GSXR	1:23.324	7 of 9	1.677	.223	239
9	92	Jack DAVIS (SA) / Thomson Airborne	BMW S RR	1:25.922	9 of 10	4.275	2.598	233
10	78	Nathan SPITERI (VIC) / ProGP Racing / Livson / PTR / Alpinestar / The Grinning Dingo	Suzuki GSXR	1:26.156	10 of 11	4.509	.234	232
11	11	Philip CZAJ (VIC) / 11M / Peters Stevens M-c / Yamaha Aust. / Bridgestone Tyres Aust.	Yamaha YZF-R1	1:27.740	3 of 4	6.093	1.584	232
12	29	Patrick Jun LI (VIC) / MotoGo Yamaha / Taichi Leather / KYT Helmets	Yamaha YZF-R1	1:28.511	7 of 9	6.864	.771	232
13	37	Michael EDWARDS (QLD) / Northstar Yamaha / Addicted To Track	Yamaha YZF-R1	1:28.603	7 of 10	6.956	.092	230
14	33	Hamish McMURRAY (NSW) / Six Ways From Sunday / Dunlop	Kawasaki ZX10R	1:29.751	6 of 10	8.104	1.148	219


Current qualifying record for SBK class - 1:19.994 by Mike JONES (QLD) on a Ducati 1299 FE set on 07/09/19

\*\*\* FASTEST 3 RIDERS PROGRESS TO QUALIFYING 2 \*\*\*

The results are provisional until the end of the time limit for protests and appeals.

  
Chief Timekeeper - Scott Laing

  
Race Director - Tom Williams

  
Clerk of Course - Paul Hinds



[www.computime.com.au](http://www.computime.com.au)  
COMPUTIME RACE TIMING SYSTEMS PTY LTD





# Winton Motor Raceway

## Round 2 : March 12 - 14



### AUSTRALIAN SUPERBIKE CHAMPIONSHIP

#### Qualifying 1

Date: 13/03/21  
 Event: Q10  
 Weather: Cloudy / windy / Rain spots - Temp: 30.7C  
 Track: Dry - Temp: 32.6C

Started at: 16:02:05  
 Laps: 15 Min  
 Starters: 14  
 Printed at: 16:23

#### PROVISIONAL LAP TIMES

No	Name	Lap 1	Lap 2	Lap 3	Lap 4	Lap 5	Lap 6	Lap 7	Lap 8	Lap 9	Lap 10
2	Mark CHIODO (VIC)	1:35.907	1:25.772	1:23.388	1:22.189	<b>1:21.665</b>					
11	Philip CZAJ (VIC)	1:39.791	1:29.031	<b>1:27.740</b>	13:05.506						
12	Matthew WALTERS (NSW)	1:33.850	1:25.279	2:06.692	1:27.680	<b>1:22.309</b>	1:27.203	1:22.985			
16	Luke JHONSTON (VIC)	1:35.252	1:27.035	1:27.706	1:24.049	1:22.992	1:23.204	<b>1:22.566</b>	2:29.946	1:30.393	
21	Josh WATERS (VIC)	1:38.837	1:26.926	3:02.332	1:27.611	1:22.325	<b>1:22.002</b>	3:10.626	1:25.981	1:22.159	
29	Patrick Jun LI (VIC)	1:34.751	1:28.598	1:28.929	2:44.547	1:48.737	1:33.240	<b>1:28.511</b>	1:41.916	1:47.789	
32	Oliver BAYLISS (QLD)	1:33.394	1:24.385	1:24.698	1:22.168	2:52.234	1:33.409	1:23.016	<b>1:21.647</b>		
33	Hamish McMURRAY (NSW)	1:43.372	1:34.179	1:32.731	1:30.594	1:30.491	<b>1:29.751</b>	1:30.262	1:30.455	1:29.954	1:30.087
37	Michael EDWARDS (QLD)	1:41.662	1:33.881	1:32.541	1:30.993	1:29.999	1:28.621	<b>1:28.603</b>	1:28.763	1:29.223	1:28.824
64	Aaron MORRIS (NSW)	1:33.652	1:24.448	1:25.524	<b>1:23.101</b>	2:01.597	1:29.089	1:23.291	1:23.369	1:23.246	1:31.006
67	Bryan STARING (WA)	1:32.828	1:22.599	1:24.982	<b>1:21.840</b>						
78	Nathan SPITERI (VIC)	1:35.090	1:28.424	1:28.800	1:27.429	1:27.401	1:26.693	1:26.976	1:27.138	1:26.628	<b>1:26.156</b>
	10	1:42.049									
92	Jack DAVIS (SA)	1:34.513	1:29.036	1:28.396	1:31.673	1:26.605	2:32.992	1:41.228	1:26.119	<b>1:25.922</b>	1:32.023
333	Yannis SHAW (NSW)	1:34.251	1:26.543	1:24.805	1:30.204	1:30.383	1:23.659	<b>1:23.324</b>	3:18.289	1:29.827	

\*\*\* FASTEST 3 RIDERS PROGRESS TO QUALIFYING 2 \*\*\*

The results are provisional until the end of the time limit for protests and appeals.

*Scott Lang*  
 Chief Timekeeper - Scott Lang

*Tom Williams*  
 Race Director - Tom Williams

*Paul Hinds*  
 Clerk of Course - Paul Hinds



[www.computime.com.au](http://www.computime.com.au)  
 COMPUTIME RACE TIMING SYSTEMS PTY LTD





# Winton Motor Raceway

## Round 2 : March 12 - 14



### AUSTRALIAN SUPERBIKE CHAMPIONSHIP

#### Qualifying 1

Date: 13/03/21  
 Event: Q10  
 Weather: Cloudy / windy / Rain spots - Temp: 30.7C  
 Track: Dry - Temp: 32.6C

Started at: 16:02:05  
 Laps: 15 Min  
 Starters: 14  
 Printed at: 16:23

#### PROVISIONAL SPLIT TIMES

Lap	Split 1	Split 2	Split 3	Split 4	Lap Time	Spd	Lap	Split 1	Split 2	Split 3	Split 4	Lap Time	Spd
<b>2 Mark CHIODO (VIC) (2nd)</b>							5	11.311	14.010	30.165	26.839	1:22.325	236
1	15.446	16.196	35.092	29.173	1:35.907 P		6	<u>11.249</u>	<u>13.912</u>	30.063	<u>26.778</u>	<u>1:22.002</u>	236
2	12.371	14.655	31.271	27.475	1:25.772	236	7	12.119	16.791	35.491	2:06.225	3:10.626	235
3	11.494	14.174	30.985	26.735	1:23.388	238	8	14.147	14.276	30.497	27.061	1:25.981 P	
4	11.301	13.842	30.255	26.791	1:22.189	240	9	11.362	13.944	<u>30.035</u>	26.818	1:22.159	236
5	<u>11.211</u>	<u>13.800</u>	<u>30.161</u>	<u>26.493</u>	<u>1:21.665</u>	239							
<b>11 Philip CZAJ (VIC) (11th)</b>							1	15.172	15.571	33.875	30.133	1:34.751 P	
1	17.074	17.128	35.630	29.959	1:39.791 P		2	<u>12.237</u>	<u>14.949</u>	33.262	<u>28.150</u>	1:28.598	227
2	12.838	15.411	32.377	28.405	1:29.031	232	3	12.581	15.237	32.659	28.452	1:28.929	232
3	12.083	14.945	32.598	<u>28.114</u>	<u>1:27.740</u>	232	4	12.284	15.278	<u>32.350</u>	1:44.635	2:44.547	226
4	<u>11.833</u>	<u>14.576</u>	<u>30.926</u>	12:08.171	13:05.506	0	5	25.258	19.243	34.882	29.354	1:48.737 P	
<b>12 Matthew WALTERS (NSW) (5th)</b>							6	14.577	15.822	33.711	29.130	1:33.240	226
1	17.976	15.484	32.165	28.225	1:33.850 P		7	12.287	15.183	32.397	28.644	<u>1:28.511</u>	228
2	11.728	14.125	30.754	28.672	1:25.279	235	8	12.696	15.798	40.875	32.547	1:41.916	225
3	11.631	14.495	31.034	1:09.532	2:06.692	235	9	12.633	15.899	46.883	32.374	1:47.789	223
4	15.696	14.023	30.461	27.500	1:27.680 P		<b>32 Oliver BAYLISS (QLD) (1st)</b>						
5	<u>11.457</u>	<u>13.822</u>	<u>30.184</u>	<u>26.846</u>	<u>1:22.309</u>	237	1	14.933	15.832	33.792	28.837	1:33.394 P	
6	14.697	14.733	30.493	27.280	1:27.203	238	2	11.909	14.108	31.103	27.265	1:24.385	239
7	11.517	13.961	30.191	27.316	1:22.985	237	3	11.772	14.195	31.739	26.992	1:24.698	244
<b>16 Luke JHONSTON (VIC) (6th)</b>							4	11.492	<u>13.755</u>	30.247	<u>26.674</u>	1:22.168	243
1	15.914	15.826	34.109	29.403	1:35.252		5	12.186	15.549	34.124	1:50.375	2:52.234	243
2	12.114	15.027	32.070	27.824	1:27.035	236	6	17.115	14.868	32.233	29.193	1:33.409 P	
3	11.861	14.570	30.740	30.535	1:27.706	243	7	11.474	14.032	30.688	26.822	1:23.016	243
4	11.799	14.282	30.483	27.485	1:24.049	239	8	<u>11.232</u>	13.773	<u>29.915</u>	26.727	<u>1:21.647</u>	243
5	<u>11.485</u>	14.133	30.323	27.051	1:22.992	242	<b>33 Hamish McMURRAY (NSW) (14th)</b>						
6	11.608	14.125	30.482	26.989	1:23.204	240	1	16.823	17.281	37.239	32.029	1:43.372 P	
7	11.512	14.075	<u>30.130</u>	<u>26.849</u>	<u>1:22.566</u>	239	2	13.557	15.916	34.156	30.550	1:34.179	213
8	11.555	<u>14.053</u>	30.237	1:34.101	2:29.946	239	3	13.334	15.698	33.398	30.301	1:32.731	212
9	16.745	15.139	30.872	27.637	1:30.393 P		4	12.769	15.413	32.912	29.500	1:30.594	215
<b>21 Josh WATERS (VIC) (4th)</b>							5	12.651	15.084	32.941	29.815	1:30.491	217
1	15.659	16.342	35.445	31.391	1:38.837 P		6	<u>12.532</u>	15.134	32.590	<u>29.495</u>	<u>1:29.751</u>	219
2	12.379	14.709	31.837	28.001	1:26.926	229	7	12.657	15.226	32.588	29.791	1:30.262	213
3	12.052	14.549	30.954	2:04.777	3:02.332	235	8	12.856	15.155	32.705	29.739	1:30.455	209
4	14.999	14.647	30.913	27.052	1:27.611 P		9	12.569	15.160	<u>32.440</u>	29.785	1:29.954	217
							10	12.647	<u>14.979</u>	32.854	29.607	1:30.087	210

*Scott Laing*  
 Chief Timekeeper - Scott Laing

*Tom Williams*  
 Race Director - Tom Williams

*Paul Hinds*  
 Clerk of Course - Paul Hinds





# Winton Motor Raceway

## Round 2 : March 12 - 14



### AUSTRALIAN SUPERBIKE CHAMPIONSHIP

#### Qualifying 1

Date: 13/03/21  
 Event: Q10  
 Weather: Cloudy / windy / Rain spots - Temp: 30.7C  
 Track: Dry - Temp: 32.6C

Started at: 16:02:05  
 Laps: 15 Min  
 Starters: 14  
 Printed at: 16:23

#### PROVISIONAL SPLIT TIMES

Lap	Split 1	Split 2	Split 3	Split 4	Lap Time	Spd	Lap	Split 1	Split 2	Split 3	Split 4	Lap Time	Spd
<b>37 Michael EDWARDS (QLD) (13th)</b>							4	12.393	14.896	31.606	28.534	1:27.429	218
1	16.129	17.674	36.751	31.108	1:41.662 P		5	12.369	14.813	31.760	28.459	1:27.401	227
2	13.289	16.113	34.515	29.964	1:33.881	227	6	12.277	14.754	31.502	28.160	1:26.693	229
3	12.654	15.722	34.563	29.602	1:32.541	229	7	12.156	14.748	31.505	28.567	1:26.976	228
4	12.772	15.554	33.179	29.488	1:30.993	227	8	12.317	14.654	31.767	28.400	1:27.138	227
5	12.646	15.315	33.162	28.876	1:29.999	229	9	12.122	14.685	<b>31.480</b>	28.341	1:26.628	229
6	12.397	15.158	32.615	<b>28.451</b>	1:28.621	229	10	<b>11.923</b>	<b>14.635</b>	31.497	<b>28.101</b>	<b>1:26.156</b>	230
7	12.487	14.983	<b>32.479</b>	28.654	<b>1:28.603</b>	230	11	12.173	16.610	39.621	33.645	1:42.049	232
8	12.388	15.092	32.742	28.541	1:28.763	225	<b>92 Jack DAVIS (SA) (9th)</b>						
9	12.541	15.102	32.853	28.727	1:29.223	227	1	14.561	15.787	34.387	29.778	1:34.513 P	
10	<b>12.352</b>	<b>14.879</b>	32.787	28.806	1:28.824	230	2	12.404	15.054	32.944	28.634	1:29.036	232
<b>64 Aaron MORRIS (NSW) (7th)</b>							3	12.116	15.057	32.489	28.734	1:28.396	231
1	15.107	15.826	32.975	29.744	1:33.652 P		4	12.232	14.860	33.932	30.649	1:31.673	232
2	12.143	14.330	30.655	27.320	1:24.448	233	5	11.955	14.780	31.880	27.990	1:26.605	233
3	11.874	14.290	31.485	27.875	1:25.524	238	6	13.191	15.814	32.896	1:31.091	2:32.992	229
4	11.550	14.094	<b>30.250</b>	27.207	<b>1:23.101</b>	233	7	22.464	15.904	33.371	29.489	1:41.228 P	
5	12.095	14.657	31.063	1:03.782	2:01.597	231	8	<b>11.894</b>	<b>14.515</b>	31.588	28.122	1:26.119	233
6	16.014	14.563	31.246	27.266	1:29.089 P		9	12.068	14.597	<b>31.352</b>	<b>27.905</b>	<b>1:25.922</b>	233
7	<b>11.520</b>	<b>14.010</b>	30.320	27.441	1:23.291	232	10	12.171	15.742	34.483	29.627	1:32.023	233
8	11.674	14.147	30.393	27.155	1:23.369	228	<b>333 Yannis SHAW (NSW) (8th)</b>						
9	11.562	14.107	30.435	<b>27.142</b>	1:23.246	234	1	15.570	15.700	34.015	28.966	1:34.251 P	
10	12.245	15.964	32.743	30.054	1:31.006	234	2	12.004	14.812	31.874	27.853	1:26.543	235
<b>67 Bryan STARING (WA) (3rd)</b>							3	11.852	14.243	30.940	27.770	1:24.805	237
1	16.209	15.047	32.704	28.868	1:32.828 P		4	12.479	15.270	34.765	27.690	1:30.204	236
2	11.689	14.054	30.088	<b>26.768</b>	1:22.599	233	5	11.736	14.277	31.559	32.811	1:30.383	239
3	12.630	14.340	30.902	27.110	1:24.982	236	6	11.679	<b>14.161</b>	<b>30.339</b>	27.480	1:23.659	238
4	<b>11.476</b>	<b>13.785</b>	<b>29.797</b>	26.782	<b>1:21.840</b>	236	7	<b>11.637</b>	<b>14.161</b>	30.550	<b>26.976</b>	<b>1:23.324</b>	237
<b>78 Nathan SPITERI (VIC) (10th)</b>							8	13.775	17.792	39.463	2:07.259	3:18.289	239
1	15.599	15.686	33.992	29.813	1:35.090 P		9	15.063	14.737	31.634	28.393	1:29.827 P	
2	12.477	15.128	32.276	28.543	1:28.424	227							
3	12.833	14.895	32.127	28.945	1:28.800	229							

\*\*\* FASTEST 3 RIDERS PROGRESS TO QUALIFYING 2 \*\*\*

The results are provisional until the end of the time limit for protests and appeals.

Chief Timekeeper - Scott Laing

Race Director - Tom Williams

Clerk of Course - Paul Hinds



[www.computime.com.au](http://www.computime.com.au)  
 COMPUTIME RACE TIMING SYSTEMS PTY LTD







# Winton Motor Raceway

## Round 2 : March 12 - 14



ASBK.COM.AU f t i y

### AUSTRALIAN SUPERBIKE CHAMPIONSHIP

#### Qualifying 1

Date: 13/03/21  
 Event: Q10  
 Weather: Cloudy / windy / Rain spots - Temp: 30.7C  
 Track: Dry - Temp: 32.6C

Started at: 16:02:05  
 Laps: 15 Min  
 Starters: 14  
 Printed at: 16:23

### PROVISIONAL FASTEST LAPS SEQUENCE

Race Time	No	Name	Machine	Fastest Lap	On Lap
1:36.313	16	Luke JHONSTON (VIC)	Yamaha YZF-R1	1:35.252	1
1:36.592	333	Yannis SHAW (NSW)	Suzuki GSXR	1:34.251	1
1:44.946	32	Oliver BAYLISS (QLD)	Ducati V4R	1:33.394	1
2:10.086	67	Bryan STARING (WA)	Kawasaki ZX10R	1:32.828	1
3:03.135	333	Yannis SHAW (NSW)	Suzuki GSXR	1:26.543	2
3:09.245	2	Mark CHIODO (VIC)	Yamaha YZF-R1	1:25.772	2
3:09.331	32	Oliver BAYLISS (QLD)	Ducati V4R	1:24.385	2
3:32.685	67	Bryan STARING (WA)	Kawasaki ZX10R	1:22.599	2
5:54.822	2	Mark CHIODO (VIC)	Yamaha YZF-R1	1:22.189	4
5:56.197	32	Oliver BAYLISS (QLD)	Ducati V4R	1:22.168	4
6:19.507	67	Bryan STARING (WA)	Kawasaki ZX10R	1:21.840	4
7:16.487	2	Mark CHIODO (VIC)	Yamaha YZF-R1	1:21.665	5
13:06.503	32	Oliver BAYLISS (QLD)	Ducati V4R	1:21.647	8

\*\*\* FASTEST 3 RIDERS PROGRESS TO QUALIFYING 2 \*\*\*

The results are provisional until the end of the time limit for protests and appeals.

*Scott Lang*  
 Chief Timekeeper - Scott Lang

*Tom Williams*  
 Race Director - Tom Williams

*Paul Hinds*  
 Clerk of Course - Paul Hinds



[www.computime.com.au](http://www.computime.com.au)  
 COMPUTIME RACE TIMING SYSTEMS PTY LTD





# Winton Motor Raceway

## Round 2 : March 12 - 14



### AUSTRALIAN SUPERBIKE CHAMPIONSHIP

#### Qualifying 1

Date: 13/03/21  
 Event: Q10  
 Weather: Cloudy / windy / Rain spots - Temp: 30.7C  
 Track: Dry - Temp: 32.6C

Started at: 16:02:05  
 Laps: 15 Min  
 Starters: 14  
 Printed at: 16:23


#### PROVISIONAL BEST PARTIAL TIMES


Pos	Split 1		Split 2		Split 3		Split 4		LAP		Ideal	Fastest
	Name	Time	Name	Time	Name	Time	Name	Time	Name	Time		
1	M. CHIODO	11.211	O. BAYLISS	13.755	B. STARING	29.797	M. CHIODO	26.493	O. BAYLISS	1:21.576	1:21.647	
2	O. BAYLISS	11.232	B. STARING	13.785	O. BAYLISS	29.915	O. BAYLISS	26.674	M. CHIODO	1:21.665	1:21.665	
3	J. WATERS	11.249	M. CHIODO	13.800	J. WATERS	30.035	B. STARING	26.768	B. STARING	1:21.826	1:21.840	
4	L. JHONSTON	11.446	M. WALTERS	13.822	L. JHONSTON	30.130	J. WATERS	26.778	J. WATERS	1:21.974	1:22.002	
5	M. WALTERS	11.457	J. WATERS	13.912	M. CHIODO	30.161	M. WALTERS	26.846	M. WALTERS	1:22.309	1:22.309	
6	B. STARING	11.476	A. MORRIS	14.010	M. WALTERS	30.184	L. JHONSTON	26.849	L. JHONSTON	1:22.478	1:22.566	
7	A. MORRIS	11.520	L. JHONSTON	14.053	A. MORRIS	30.250	Y. SHAW	26.976	A. MORRIS	1:22.922	1:23.101	
8	Y. SHAW	11.637	Y. SHAW	14.161	Y. SHAW	30.339	A. MORRIS	27.142	Y. SHAW	1:23.113	1:23.324	
9	P. CZAJ	11.833	J. DAVIS	14.515	P. CZAJ	30.926	J. DAVIS	27.905	P. CZAJ	1:25.449	1:27.740	
10	J. DAVIS	11.894	P. CZAJ	14.576	J. DAVIS	31.352	N. SPITERI	28.101	J. DAVIS	1:25.666	1:25.922	
11	N. SPITERI	11.923	N. SPITERI	14.635	N. SPITERI	31.480	P. CZAJ	28.114	N. SPITERI	1:26.139	1:26.156	
12	P. LI	12.237	M. EDWARDS	14.879	P. CZAJ	31.842	P. LI	28.150	P. LI	1:27.686	1:28.511	
13	M. EDWARDS	12.352	P. LI	14.949	N. SPITERI	32.208	M. EDWARDS	28.451	M. EDWARDS	1:28.161	1:28.603	
14	H. McMURRA	12.532	H. McMURRA	14.979	P. LI	32.350	H. McMURRA	29.495	H. McMURRA	1:29.446	1:29.751	
15	P. CZAJ	12.929	P. CZAJ	15.070	H. McMURRA	32.440	P. CZAJ	31.309	P. CZAJ	1:31.150	1:31.527	
16	N. SPITERI	13.001	N. SPITERI	15.285	M. EDWARDS	32.479	N. SPITERI	31.358	N. SPITERI	1:31.852	1:32.065	
17	L. JHONSTON	13.027	J. METCHER	15.420	L. JHONSTON	32.603	L. JHONSTON	31.454	L. JHONSTON	1:32.623	1:32.742	
18	J. METCHER	13.162	L. JHONSTON	15.539	J. METCHER	32.656	J. METCHER	31.560	J. METCHER	1:32.798	1:33.025	
19	M. WALTERS	13.254	M. WALTERS	15.547	M. WALTERS	32.904	M. WALTERS	31.897	M. WALTERS	1:33.602	1:33.876	
20	T. HERFOSS	13.466	T. HERFOSS	15.961	T. HERFOSS	33.879	T. HERFOSS	32.566	T. HERFOSS	1:35.872	1:36.131	

\*\*\* FASTEST 3 RIDERS PROGRESS TO QUALIFYING 2 \*\*\*

The results are provisional until the end of the time limit for protests and appeals.

  
 Chief Timekeeper - Scott Lang

  
 Race Director - Tom Williams

  
 Clerk of Course - Paul Hinds



[www.computime.com.au](http://www.computime.com.au)  
 COMPUTIME RACE TIMING SYSTEMS PTY LTD





# Winton Motor Raceway

## Round 2 : March 12 - 14



ASBK.COM.AU f t i y



### AUSTRALIAN SUPERBIKE CHAMPIONSHIP

### Qualifying 1

Date: 13/03/21  
Event: Q10  
Weather: Cloudy / windy / Rain spots - Temp: 30.7C  
Track: Dry - Temp: 32.6C

Started at: 16:02:05  
Laps: 15 Min  
Starters: 14  
Printed at: 16:23

### PROVISIONAL RACE INFORMATION

Time	Description
16:02:05	Event Start
16:04:11	TOP 3 PROGRESS TO QUALIFYING 2
16:06:49	Track temps: Finish - 32.3 / Int 1 - 33.4 / Int 2 - 32.1 / Int 3 - 30.9
16:08:34	Rider 11 (Philip CZAJ) CRASHED TURN 10 - RIDER UP
16:14:08	TOP 3 PROGRESS TO QUALIFYING 2
16:17:09	Chequered Flag
16:20:28	Event Finish

\*\*\* FASTEST 3 RIDERS PROGRESS TO QUALIFYING 2 \*\*\*

The results are provisional until the end of the time limit for protests and appeals.

Chief Timekeeper - Scott Lang

Race Director - Tom Williams

Clerk of Course - Paul Hinds



[www.computime.com.au](http://www.computime.com.au)  
COMPUTIME RACE TIMING SYSTEMS PTY LTD

